

## Knowledge data

Name

How can I use MFA on my new phone?

## Content



### Question:

How can I use MFA on my new phone?

### Answer:

This step-by-step plan is made for users who have a new phone and an old phone with a working Microsoft Authenticator.

Is your old telephone broken, lost or stolen? Then go to [THIS](#) article.

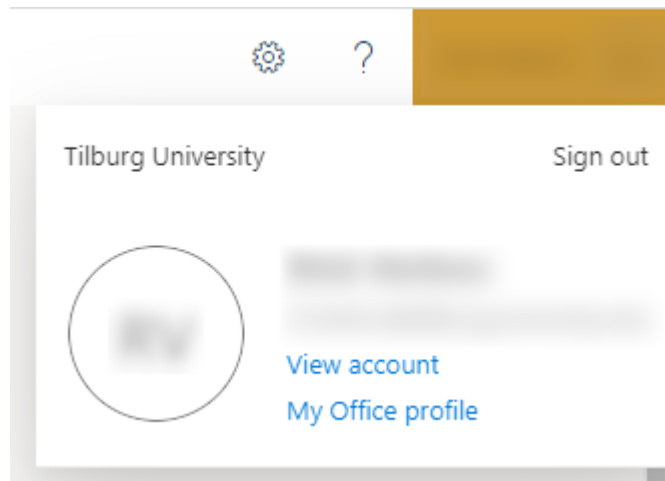
Is this the first time setting up multi-factor authentication? Please see [THIS](#) article.

### Step 1:

- Go to: <https://portal.office.com/>, log in with your @ tilburguniversity.edu account and accept it in the Microsoft Authenticator app (on the old phone).

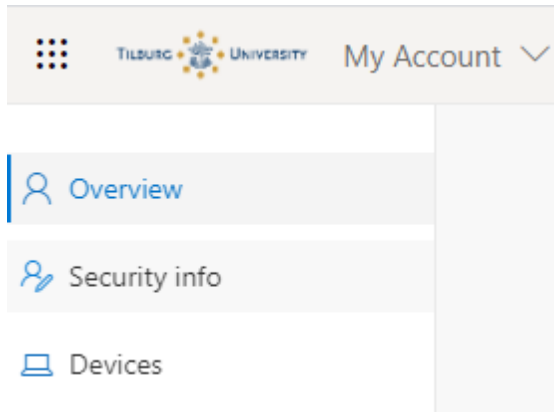
### Step 2:

- Click on your name / initials at the top right, then choose "View account"




### Step 3:

- Then click for "Security Info"



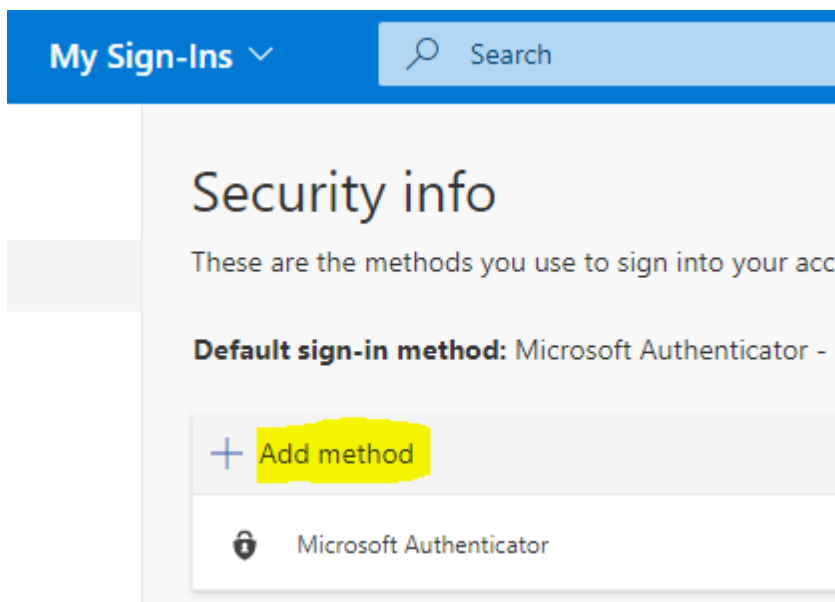
**Step 4:**

A new web page opens. Click here again on "Security Info"



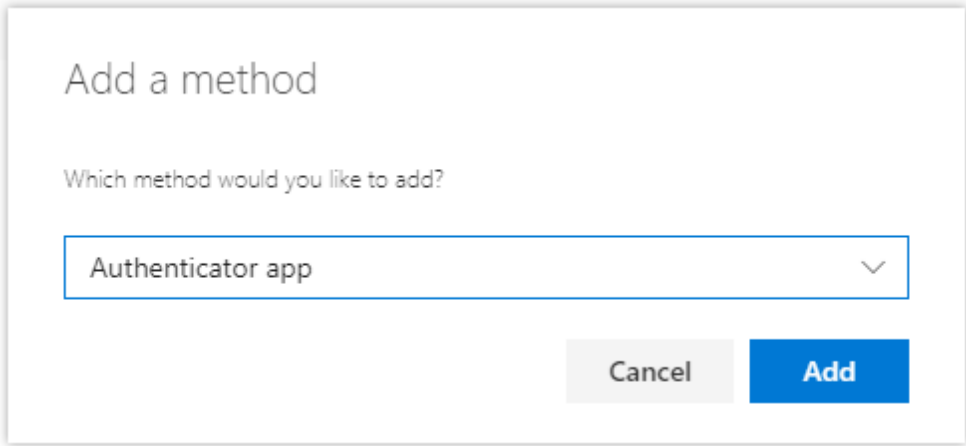
**Step 5:**

- Then click on "Add Method"



**Step 6:**

- Select "Authenticator App" and click "Add"



**Step 7:**  
Now follow the steps indicated by Microsoft.

---

**Card data**

Date/time of creation	January 4, 2021 10:31 AM
Creator of the Card	Verbon, Rick
Date/time of change	April 26, 2024 11:12 AM
Changer of the Card	Wesseling, Yuri